

# Hazard Communication Standard



Right-to-Know  
29 CFR 1910.1200

# What is the Haz Com Standard?

An OSHA regulation

- To ensure that chemical hazards in the workplace are identified and evaluated
- To ensure that these hazards are communicated to employers and employees.

# Transfer of Information

By a comprehensive Hazard Communication Program including:

- Container labeling (and other forms of warning)
- Material Safety Data Sheets (MSDS)
- Employee Training

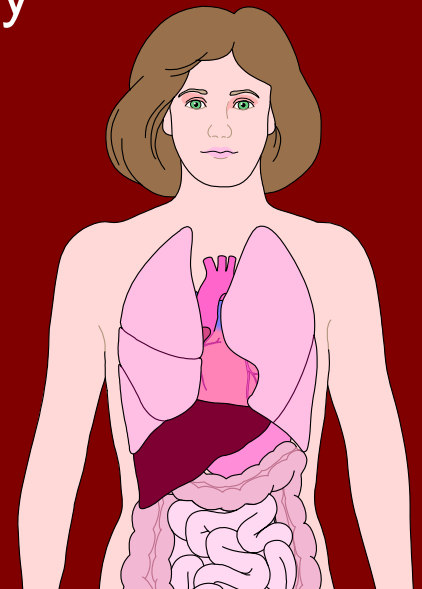
# Your Safety is Top Priority

- Chemicals are used in just about every workplace
- From detergents and cleaning products to sterilization fluids, everyday chemicals can present hazards

# Chemical Health Hazards

Chemicals can cause health hazards if they are:

- Target Organ Toxic
  - They injure specific organs in your body
- Toxic
  - Cause illness or death
- Corrosive
  - Can destroy your skin or eyes



# Chemical Physical Hazards

Chemicals can cause physical hazards if they are:

- Explosive
  - These must be handled with extreme caution
- Flammable
  - They catch fire quickly
- Reactive
  - They can burn, explode, or release toxic vapors if they come into contact with heat, air, or water

# How can you tell if a chemical is hazardous?



- Container label
  - Manufacturer provides information by printing information on the product container
- Material Safety Data Sheet (MSDS)
  - For more complete information

# What goes on the label?

The label may use words or symbols to tell you:

- Chemical identity
- Name and address of the company that made or imported the chemical
- Specific hazard warnings, such as physical or health hazards

# Labels may also include:

- Precautionary measures
- Proper handling and storage instructions
- First aid instructions
- Special instructions concerning children

# What if the container has no label?

Do not use an unlabeled container!

- Find out what the material is from your supervisor



# Label all containers!

A properly labeled  
container -



# The MSDS: Your Guide to Workplace Safety

- EHFD has a Material Safety Data Sheet (MSDS) for every chemical in our workplace
- It gives details on chemical and physical dangers, safety procedures, and emergency response techniques
- Located in ??????

# The MSDS Covers


Hazardous ingredients, including

- Chemical I.D. and common names
- Worker exposure limits such as:
  - PEL - Protective Exposure Limit
  - TLV - Threshold Limit Value
- Other recommended limits

# The MSDS Covers

## Physical and Chemical Characteristics

- Boiling point
- Vapor pressure
- Vapor density
- Melting point
- Evaporation rate
- Water solubility
- Appearance and odor



# The MSDS Covers:

- Physical Hazards
  - Such as fire and explosion
  - Ways to prevent and handle those hazards
- Reactivity (is the substance stable?)
  - Which substance and situations to keep away from so the chemical won't react



# The MSDS Covers:


## Health Hazards, including:

- How the chemical could enter the body
  - Inhalation, skin contact, ingestion
- Hazards from exposure
  - Such as known carcinogens, or if the hazards are short or long term
- Signs and Symptoms of exposure
  - eye irritation, nausea, dizziness, skin rashes, headaches, etc.
- Emergency and first aid procedures

# The MSDS Covers:

- Precautions for safe handling and use
- Actions in the event of spills or leaks
- Control measures to reduce exposure
  - Including P.P.E. recommendations

With the help of the  
Haz Com Standard,  
you can protect  
yourself from  
chemical injuries and  
hazards



# Practice these safety rules on the job:

- Use the correct protective clothing and equipment when handling hazardous substances
- Read labels and MSDSs
- Know where to find your MSDSs
- Learn emergency procedures
- Practice sensible, safe work habits
- Follow warnings and instructions